

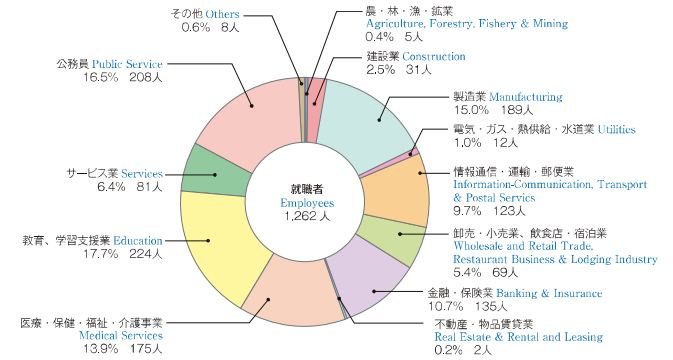
### 4 卒業生就職状況 Employment Situation of Graduates

平成22年5月1日現在 ◆ As of May 1, 2010

区分 Classification	卒業生数 Number of Graduates	進学人数 Number of Advanced to Graduate Schools	就職人数 Number of Employees	産業別就職者数 Types of Industrial Employment																																						
				農林漁業 Agriculture, Forestry, Fishery & Mining	建設業 Construction	製造業 Manufacturing	電気ガス熱供給水道業 Electricity, Gas, Heat Supply, Water Industry	情報通信運輸郵便業 Information-Communication, Transport & Postal Service	卸売小売業飲食店宿泊業 Wholesale and Retail Trade, Restaurant, Business & Lodging Industry	金融保険業 Banking & Insurance	不動産物産賃貸業 Real Estate & Rental and Leasing	医療保健福祉介護事業 Medical Services	教育、学習支援業 Education	サービス業 Services	国家公務 National Public Service	地方公務 Local Public Service	その他 Others																									
文学部 Faculty of Letters	(131)	(16)	(100)	(1)	(2)	(16)	(1)	(6)	(18)	(20)	(1)	(1)							(1)	(4)	(3)	(7)		(17)																		
教育学部 Faculty of Education	(215)	(24)	(182)		(8)	(4)	(2)	(14)	(1)	(8)	(80)	(22)	(7)	(13)	(9)	(6)				(1)	(5)	5	10	2	(8)																	
法学部 Faculty of Law	(108)	(11)	(87)		(7)	(5)	(3)	(13)		(2)										(2)	(3)	(8)		(24)																		
法学部(夜間主コース) Faculty of Law (Evening Course)	(10)		(7)																																							
法学部第二部 Faculty of Law (Evening Course)	(2)		(2)																																							
経済学部 Faculty of Economics	(73)	(2)	(62)	(1)	(5)	(10)	(7)	(21)													(1)	(3)	(4)	(8)	(2)																	
経済学部(夜間主コース) Faculty of Economics (Evening Course)	(19)	(2)	(12)	(1)		(1)		(4)	(1)												(2)			(3)																		
経済学部第二部 Faculty of Economics (Evening Course)	(4)		(3)																																							
理学部 Faculty of Science	(43)	(24)	(15)	(1)	(1)	(1)	(2)	(4)					(1)		(1)	(1)	(1)				3	2	7	6	2	4																
医学部 Medical School	(153)	(6)	(120)		(1)																			(1)																		
歯学部 Dental School	(31)		(1)																																							
薬学部 Faculty of Pharmaceutical Sciences	(12)		(12)																																							
工学部 Faculty of Engineering	(82)	(25)	(32)		(16)	(1)	(4)	(3)	(3)														(5)																			
環境理工学部 Faculty of Environmental Science and Technology	(38)	(19)	(19)		(1)	(2)	(6)	(1)	(1)														(1)	(3)	(4)																	
農学部 Faculty of Agriculture	(89)	(24)	(39)	(2)	(15)	(2)	(3)	(4)	(2)														(2)	(5)	(4)																	
マッチングプログラムコース Matching Program Course	(7)	(3)	(4)			(1)		(2)																																		
合計 Total	(973)	(169)	(661)	(3)	(6)	(74)	(3)	(41)	(42)	(86)	(2)	(136)	(80)	(24)	(11)	(13)	(18)	(37)	(13)	(70)	(2)	2,389	805	1,262	5	31	189	12	123	69	135	2	175	106	43	17	14	44	81	51	157	8

注: ( ) 内は、女子を内数で示す。  
( ) indicates the number of female students.

### 産業別就職状況(学部) Types of Industrial Employment (Faculties)



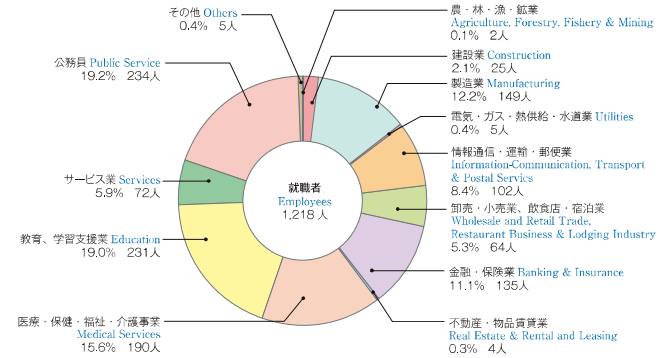
### 4 卒業者就職状況 Employment Situation of Graduates

平成23年5月1日現在 ◆ As of May 1, 2011

区分 Classification	卒業者数 Number of Graduates	進学 者数 Number of Advanced to Graduate Schools	就職者 数 Number of Employees	産業別就職者数 Types of Industrial Employment																												
				農林漁業 Agriculture, Forestry, Fishery & Mining		建設業 Construction		製造業 Manufacturing		電気・ガス・熱供給・水道業 Utilities		情報通信・運輸郵便業 Information-Communication, Transport & Postal Service		卸売・小売業・飲食店・宿泊業 Wholesale and Retail Trade, Restaurant Business & Lodging Industry		金融・保険業 Banking & Insurance		不動産・物品賃貸業 Real Estate & Rental and Leasing		医療・保健・福祉・介護事業 Medical Services		教育、学習支援業 Education				サービス業 Services		国家公務 National Public Service		地方公務 Local Public Service		その他 Others
				(2)	(16)	(1)	(3)	(1)	(1)	(2)	(5)	(1)	(12)	(88)	(16)	(9)	(10)	(10)	(7)	(7)	(7)	(1)	(4)	(3)	(6)	(7)	(11)	(4)	(17)	(1)		
文学部 Faculty of Letters	(146) 188	(11) 25	(118) 138	(2)	(16)	(11)	(12)	(24)	(2)	(1)	(4)	(3)	(6)	(7)	(11)	(4)	(17)															
教育学部 Faculty of Education	(210) 303	(24) 48	(173) 236	(1)	(3)	(1)	(1)	(2)	(5)	(1)	(12)	(88)	(16)	(9)	(10)	(10)	(7)	(7)														
法学部 Faculty of Law	(99) 210	(6) 23	(73) 152		(6)	(4)	(4)	(16)																								
法学部(夜間主コース) Faculty of Law (Evening Course)	(11) 24	(2) 3	(7) 17		(2)						(1)													(2)	(1)	(1)		(1)				
法学部第二部 Faculty of Law (Evening Course)																																
経済学部 Faculty of Economics	(74) 217	(3) 12	(67) 184	(1)	(4)	(5)	(5)	(28)				(3)	(2)	(5)	(2)	(10)	(2)															
経済学部(夜間主コース) Faculty of Economics (Evening Course)	(16) 35	(1) 1	(11) 25	(1)	(1)		(1)	(5)	(1)						(2)																	
経済学部第二部 Faculty of Economics (Evening Course)																																
理学部 Faculty of Science	(59) 198	(36) 132	(19) 50	(1)	(1)	(4)	(3)	(3)		(2)	(2)					(3)																
医学部 Medical School	(162) 282	(1) 7	(130) 163																													
歯学部 Dental School	(28) 60																															
薬学部 Faculty of Pharmaceutical Sciences	(12) 39	(11) 37	(1) 1																				(1)									
工学部 Faculty of Engineering	(53) 488	(21) 342	(30) 130		(15)	(8)	(2)		(1)														(1)		(1)	(3)						
環境理工学部 Faculty of Environmental Science and Technology	(37) 164	(15) 88	(22) 73	(4)	(3)	(1)	(5)	(1)	(1)														(1)		(1)	(5)	(1)					
農学部 Faculty of Agriculture	(53) 118	(21) 66	(26) 40	(2)	(8)	(1)	(5)	(1)															(2)	(4)	(3)							
マッチングプログラムコース Matching Program Course	(9) 14	(4) 7	(5) 7		(1)		(1)	(2)															(1)									
合計 Total	(969) 2,343	(165) 792	(682) 1,218	(2)	(10)	(60)	(2)	(39)	(36)	(85)	(2)	(149)	(88)	(21)	(20)	(10)	(39)	(72)	(57)	(177)	(5)											

注：( ) 内は、女子を内数で示す。  
( ) indicates the number of female students.

### 産業別就職状況(学部) Types of Industrial Employment (Faculties)



# 平成24(2012)年度概要

(平成23(2010)年度卒業生データ)

Okayama University

2012

## 4 卒業生就職状況 Employment Situation of Graduates

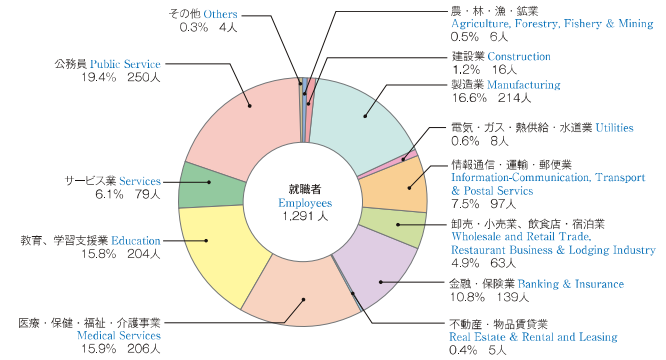
平成24年5月1日現在 ◆ As of May 1, 2012

区分 Classification	卒業生数 Number of Graduates	進学人数 Number of Advanced to Graduate Schools	就職人数 Number of Employees	産業別就職者数 Types of Industrial Employment																																	
				農林漁業 Agriculture, Forestry, Fishery & Mining	建設業 Construction	製造業 Manufacturing	電気ガス熱供給水道業 Electricity, Gas, Heat, Water Supply & Sewerage	情報通信運輸郵便業 Information-Communication, Transport & Postal Services	卸売小売業飲食店宿泊業 Wholesale and Retail Trade, Restaurant Business & Lodging Industry	金融保険業 Banking & Insurance	不動産物品賃貸業 Real Estate & Rental and Leasing	医療保健福祉介護事業 Medical Services	教育、学習支援業 Education	サードセクター Services	国家公務 National Public Service	地方公務 Local Public Service	その他 Others																				
文学部 Faculty of Letters	(124)	(12)	(97)	(1)	(12)	(12)	(16)	(1)	(7)	(1)	(3)	(7)	(11)	(4)	(10)	170	22	126	1	1	18	14	13	18	2	7	2	4	8	16	5	17					
教育学部 Faculty of Education	(199)	(16)	(167)	(1)	(6)	(5)	(3)	(11)	(10)	(64)	(18)	(9)	(11)	(7)	(6)	(16)	286	32	222	1	7	7	5	11	10	89	35	10	11	9	8	19					
法学部 Faculty of Law	(98)	(12)	(75)	(1)	(4)	(1)	(2)	(12)	(2)							(28)	196	23	131	2	7	1	5	3	19	1	2	1	12	30	48						
法学部(夜間主コース) Faculty of Law (Evening Course)	(5)	(4)		(1)					(1)							(1)	17	2	12			2	1	1	1							3	2				
経済学部 Faculty of Economics	(84)	(2)	(75)		(9)	(1)	(4)	(4)	(33)	(1)						(13)	220	7	187	1	1	26	2	10	11	69	1	1	5	11	9	39					
経済学部(夜間主コース) Faculty of Economics (Evening Course)	(16)	(13)		(1)					(2)	(3)	(1)					(4)	41		32	1	5	2	5	4	1			1	6	1	6						
理学部 Faculty of Science	(52)	(24)	(23)		(4)	(8)	(3)		(1)	(1)	(1)	(4)				(1)	168	105	45		7	10	6	1	1	4	4	7	1		4						
医学部 Medical School	(165)	(11)	(122)						(122)								276	16	157													157					
歯学部 Dental School	(28)																58	1																			
薬学部 Faculty of Pharmaceutical Sciences	(45)	(17)	(28)		(4)		(5)		(16)			(2)			(1)		87	42	45		10		11					2	2		2						
工学部 Faculty of Engineering	(86)	(22)	(42)	(1)	(15)	(11)	(3)	(1)	(4)			(4)			(3)		510	319	179	1	2	95	4	31	3	6	4	5	15	3	10						
環境理工学部 Faculty of Environmental Science and Technology	(34)	(11)	(23)	(1)	(2)	(3)	(5)	(4)	(1)	(1)	(2)				(3)		153	69	82	1	7	10	10	2	4	1		4	7	33							
農学部 Faculty of Agriculture	(69)	(14)	(50)	(2)	(1)	(18)	(1)	(2)	(3)	(6)	(2)				(10)		134	55	67	2	1	25	1	5	4	6	4	3	1	12	1						
マッチングプログラムコース Matching Program Course	(5)	(1)	(2)		(1)	(1)											15	6	6		2	2					1				1						
合計 Total	(990)	(142)	(721)	(4)	(7)	(77)	(3)	(50)	(37)	(87)	(2)	(167)	(65)	(20)	(15)	(11)	2331	699	1291	6	16	214	8	97	63	139	5	206	90	41	21	11	41	79	57	193	4

注：( ) 内は、女子を内数で示す。  
( ) indicates the number of female students.

## 学部 Faculties

## 産業別就職状況(学部) Types of Industrial Employment (Faculties)



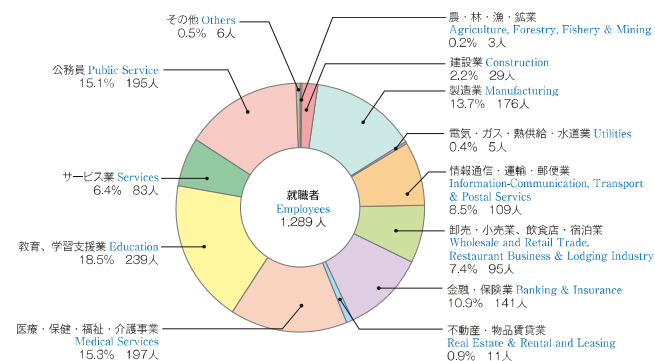
## 4 卒業生就職状況 Employment Situation of Graduates

平成25年5月1日現在 ◆ As of May 1, 2013

区分 Classification	卒業生数 Number of Graduates	進学卒 Number of Advanced to Graduate Schools	就職卒 Number of Employees	産業別就職者数 Types of Industrial Employment																																						
				農林漁業 Agriculture, Forestry, Fishery & Mining	建設業 Construction	製造業 Manufacturing	電気ガス熱供給水道業 Electricity, Gas, Heat Supply, Water & Sewerage	情報通信運輸郵便業 Information-Communication, Transport & Postal Services	卸売小売業飲食店宿泊業 Wholesale and Retail Trade, Restaurant Business & Lodging Industry	金融保険業 Banking & Insurance	不動産業 Real Estate & Rental and Leasing	医療保健福祉介護事業 Medical Services	教育・学習支援業 Education	幼稚園 Kindergarten	その他教職員 Others	サービス業 Services	国家公務 National Public Service	地方公務 Local Public Service	その他 Others	農・林・漁・鉱業 Agriculture, Forestry, Fishery & Mining	建設業 Construction	製造業 Manufacturing	電気・ガス・熱供給・水道業 Utilities	情報通信・運輸・郵便業 Information-Communication, Transport & Postal Services	卸売・小売業・飲食店・宿泊業 Wholesale and Retail Trade, Restaurant Business & Lodging Industry	金融・保険業 Banking & Insurance	不動産・物品賃貸業 Real Estate & Rental and Leasing															
文学部 Faculty of Letters	(139)	(14)	(112)	(2)	(6)	(2)	(17)	(16)	(23)	(1)	(2)	(3)	(6)	(8)	(13)	(2)	(12)	(192)	19	148	2	16	2	22	18	26	1	3	3	8	12	14	4	17								
教育学部 Faculty of Education	(192)	(14)	(162)	(3)	(4)	(3)	(10)	(6)	(76)	(18)	(10)	(8)	(16)	(3)	(5)	292	33	227	3	3	6	7	12	7	107	26	16	8	17	4	11											
法学部 Faculty of Law	(100)	(7)	(76)	(3)	(6)	(4)	(9)	(10)	(2)	(3)	(2)	(7)	(11)	(19)	207	20	149	4	14	10	13	20	3	5	4	11	21	44														
法学部(夜間主コース) Faculty of Law (Evening Course)	(11)	(6)	(2)	(1)	(3)	20	5	9	4	1	3	1																														
経済学部 Faculty of Economics	(55)	(3)	(49)	(3)	(6)	(8)	(2)	(14)	(1)	(2)	(6)	(2)	(1)	(10)	192	7	160	6	17	19	12	51	4	3	9	7	2	28	2													
経済学部(夜間主コース) Faculty of Economics (Evening Course)	(24)	(2)	(18)	(1)	(2)	(2)	(6)	(4)	(1)	(1)	(1)	(1)																														
理学部 Faculty of Science	(41)	(21)	(18)	(1)	(2)	(4)	(1)	(1)	(1)	(1)	(3)	(2)	(2)	(1)	(1)	152	90	53	1	7	7	3	1	1	1	4	10	3	7	1	7											
医学部 Medical School	(163)	(7)	(126)	(1)	(125)	270	8	158	1	157																																
歯学部 Dental School	(41)	64																																								
薬学部 Faculty of Pharmaceutical Sciences	(40)	(14)	(26)	(3)	(6)	(11)	(3)	(2)	(1)	75	36	40	6	13	13																											
工学部 Faculty of Engineering	(70)	(23)	(44)	(15)	(11)	(6)	(4)	(3)	(2)	(1)	(2)	525	339	175	1	1	79	2	34	11	7	1	1	6	11	3	17	1														
環境理工学部 Faculty of Environmental Science and Technology	(41)	(17)	(23)	(1)	(5)	(3)	(1)	(4)	(6)	(3)	146	82	63	10	9	1	3	3	5	1	1	9	1	20																		
農学部 Faculty of Agriculture	(58)	(17)	(38)	(1)	(1)	(8)	(5)	(4)	(8)	(2)	(1)	(4)	(4)	131	57	69	1	1	17	6	8	9	4	2	9	10																
マッチングプログラムコース Matching Program Course	(6)	(3)	(3)	(2)	12	6	5	2	1	2																																
合計 Total	(981)	(142)	(701)	(2)	(9)	(57)	(2)	(58)	(50)	(79)	(5)	(156)	(76)	(18)	(19)	(8)	(38)	(47)	(16)	(59)	(2)	2323	704	1290	3	29	176	5	109	95	141	11	199	107	33	37	8	54	83	33	162	6

注: ( ) 内は、女子を内数で示す。  
( ) indicates the number of female students.

## 産業別就職状況(学部) Types of Industrial Employment (Faculties)



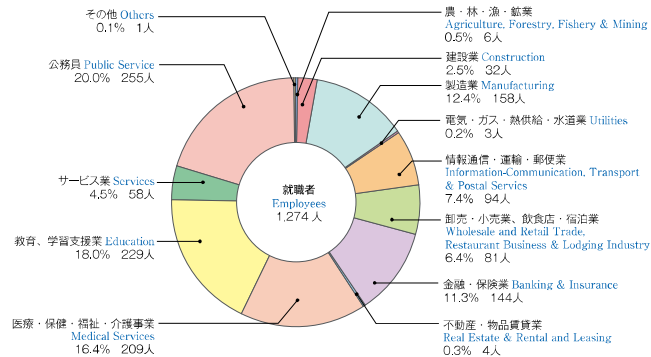
## 4 卒業生就職状況 Employment Situation of Graduates

平成26年5月1日現在 ◆ As of May 1, 2014

区分 Classification	卒業生数 Number of Graduates	進学 Number of Advanced to Graduate Schools	就職 Number of Employees	産業別就職者数 Types of Industrial Employment																			
				産業別就職者数 Types of Industrial Employment																	その他 Others		
				農林漁業 Agriculture, Forestry, Fishery & Mining	建設業 Construction	製造業 Manufacturing	電気ガス熱供給水道業 Electricity, Gas, Heat, Steam, Hot Water, Sewerage & Water Supply	情報通信運輸郵便業 Information-Communication, Transport & Postal Service	卸売小売業飲食店宿泊業 Wholesale and Retail Trade, Restaurant Business & Lodging Industry	金融保険業 Banking & Insurance	不動産賃貸業 Real Estate & Rental and Leasing	医療保健福祉介護事業 Medical Services	教育、学習支援業 Education	小中学校 Elementary School	高等学校 Junior High School	高等学校 Senior High School	幼稚園 Kindergarten	その他教育 Others	サービス業 Services	国家公務 National Public Service	地方公務 Local Public Service	その他 Others	
文学部 Faculty of Letters	(186)	(12)	(110)	(1)	(3)	(10)	(12)	(14)	(15)	(6)	(1)	(4)	(10)	(7)	(3)	(24)							
教育学部 Faculty of Education	(188)	(22)	(154)	(1)	(0)	(3)	(0)	(8)	(10)	(75)	(21)	(7)	(8)	(13)	(2)	(6)							
法学部 Faculty of Law	(37)	(10)	(75)	(1)	(1)	(4)	(5)	(3)	(14)	(0)	(0)	(10)	(5)	(19)	(23)								
法学部(夜間主コース) Faculty of Law (Evening Course)	(8)	(6)		(2)	(0)	(1)	(1)							(2)	(0)								
法学部(二部) Faculty of Law (Evening Course)	(16)	12		2	1	4	1							2	2								
経済学部 Faculty of Economics	(59)	(1)	(54)	(0)	(3)	(0)	(8)	(3)	(22)	(0)	(1)	(5)	(6)	(2)	(4)								
経済学部(夜間主コース) Faculty of Economics (Evening Course)	(19)	(0)	(10)	(1)	(1)	(0)	(0)	(5)	(1)	(0)	(0)			(2)	(2)								
理学部 Faculty of Science	(36)	(22)	(10)	(0)	(1)	(4)	(0)	(0)	(0)		(1)	(1)	(1)	(1)	(0)	(1)							
医学部 Medical School	(166)	(6)	(128)											(128)									
歯学部 Dental School	(35)	(1)																					
薬学部 Faculty of Pharmaceutical Sciences	(41)	(18)	(23)	(0)		(4)	(0)	(15)					(0)	(2)	(2)								
工学部 Faculty of Engineering	(65)	(22)	(39)	(0)	(14)	(6)	(5)	(5)	(1)		(1)		(1)	(1)	(2)	(3)	(0)						
環境理工学部 Faculty of Environmental Science and Technology	(27)	(11)	(15)	(0)	(0)	(0)	(2)	(1)	(1)	(0)		(0)			(1)	(2)	(8)						
農学部 Faculty of Agriculture	(64)	(29)	(33)	(1)	(0)	(3)	(3)	(7)	(4)	(1)		(0)	(3)	(2)	(9)								
マッチングプログラムコース Matching Program Course	(11)	(3)	(8)		(1)		(1)	(2)	(1)	(0)			(1)	(1)	(1)								
合計 Total	(922)	(157)	(665)	(3)	(6)	(39)	(0)	(43)	(39)	(77)	(0)	(164)	(75)	(23)	(13)	(8)	(34)	(30)	(29)	(82)	(0)		

注：( ) 内は、女子を内数で示す。  
( ) indicates the number of female students.

## 産業別就職状況(学部) Types of Industrial Employment (Faculties)



## 4 卒業生就職状況

平成27年5月1日現在

区分	卒業生数	進学人数	就職者数	産業別就職者数																
				農林漁業	建設業	製造業	電気ガス熱供給水道業	情報通信運輸郵便業	卸売小売業 飲食店 宿泊業	金融保険業	不動産物品賃貸業	医療保健福祉介護事業	教育、学習支援業				サービス業	国家公務	地方公務	その他
													小学校	中学校	高等学校	幼稚園				
文学部	165 (119)	16 (9)	134 (98)	2 (2)	18 (12)	12 (8)	16 (12)	19 (15)	1 (1)	5 (4)	3 (2)	11 (9)	11 (7)	8 (4)	7 (4)	20 (17)	1 (1)			
教育学部	277 (188)	30 (13)	220 (157)	2 (2)	5 (4)	4 (3)	1 (1)	15 (13)	1 (1)	11 (11)	97 (71)	36 (18)	12 (7)	2 (2)	20 (15)	3 (2)	11 (7)			
法学部	204 (100)	22 (8)	156 (80)		13 (7)	1 (4)	10 (2)	8 (15)	22 (15)	3 (1)	3 (1)			8 (6)	9 (3)	27 (16)	50 (25)	2 (2)		
法学部(夜間主コース)	13 (3)	2 (3)	7 (3)		1 (1)	1 (1)	1 (1)	1 (1)							1 (1)		1 (1)			
経済学部	208 (83)	5 (1)	176 (53)	3 (3)	17 (3)	1 (7)	19 (4)	13 (24)	54 (24)	1 (1)	2 (1)			7 (1)	10 (3)	10 (2)	38 (7)	1 (1)		
経済学部(夜間主コース)	32 (18)	1 (1)	27 (14)		2 (5)		9 (5)	5 (3)	1 (1)	1 (1)				2 (2)	2 (2)		5 (3)			
理学部	143 (43)	92 (16)	44 (23)	1 (2)	4 (2)	7 (6)	7 (2)	3 (3)	1 (3)		3 (2)	8 (3)		2 (3)	3 (3)	1 (1)	4 (2)			
医学部	278 (183)	22 (17)	145 (118)							144 (118)										
歯学部	49 (30)																			
薬学部	79 (42)	38 (15)	36 (24)		8 (6)		9 (7)		16 (9)							2 (2)	1 (1)			
工学部	481 (68)	321 (36)	149 (30)	1 (13)	3 (13)	72 (5)	4 (1)	28 (1)	2 (2)	8 (1)					12 (4)	3 (2)	15 (2)			
環境理工学部	151 (25)	69 (13)	77 (11)	13 (1)	6 (1)	3 (1)	1 (1)							1 (1)	8 (3)	11 (1)	34 (5)			
農学部	130 (76)	55 (29)	70 (46)	2 (1)	17 (10)	6 (5)	6 (3)	7 (5)	1 (1)	3 (3)		1 (1)		1 (1)	9 (6)	2 (1)	15 (9)			
マッチングプログラムコース	17 (9)	7 (3)	8 (5)				2 (1)	2 (1)	2 (2)	2 (1)										
合計	2,227 (947)	680 (161)	1,249 (662)	1 (5)	26 (58)	163 (40)	6 (38)	92 (83)	137 (3)	10 (149)	188 (71)	97 (22)	42 (20)	32 (2)	2 (33)	53 (29)	65 (28)	63 (77)	194 (4)	

注：( )内は、女子を内数で示す。

## 産業別就職状況(学部)

