

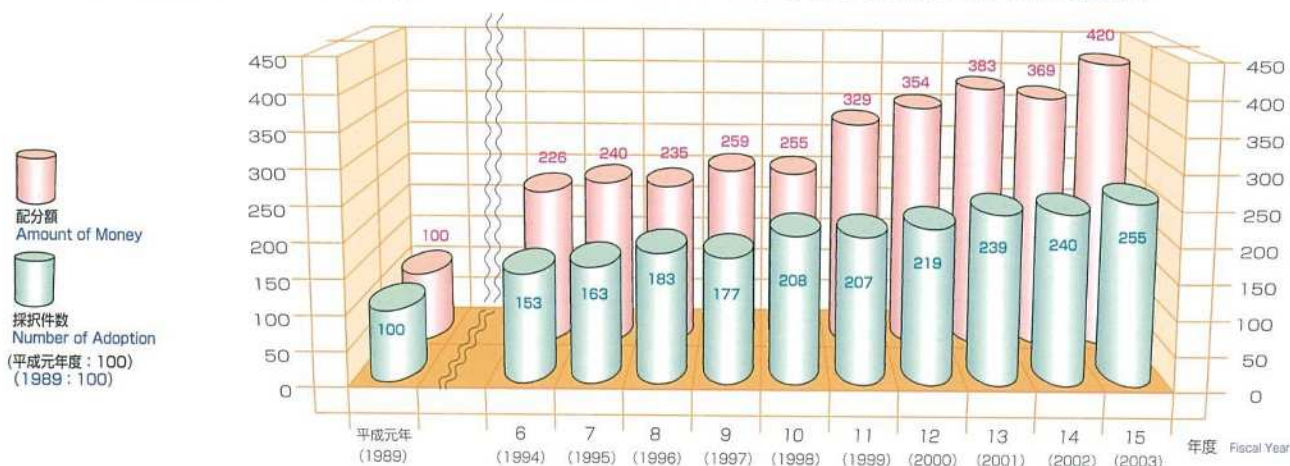
科学研究費補助金 Grant-in-Aid for Scientific Research (KAKENHI)

【平成16年度採択状況】 The Amount of Money and the Number of Adoption (Fiscal Year 2004)

研究種目 Subject for Research	採択件数 Number of Adoption	配分額 (単位: 千円) Amount of Money (Unit: Thousand Yen)
特定領域研究 Grant-in-Aid for Scientific Research on Priority Areas	28	199,500
基盤研究(S) Grant-in-Aid for Scientific Research(S)	6	127,270
基盤研究(A)(1) Grant-in-Aid for Scientific Research(A)(1)	2	27,040
基盤研究(A)(2) Grant-in-Aid for Scientific Research(A)(2)	10	113,300
基盤研究(B)(1) Grant-in-Aid for Scientific Research(B)(1)	22	95,800
基盤研究(B)(2) Grant-in-Aid for Scientific Research(B)(2)	103	460,500
基盤研究(C)(1) Grant-in-Aid for Scientific Research(C)(1)	3	7,900
基盤研究(C)(2) Grant-in-Aid for Scientific Research(C)(2)	238	302,000
萌芽研究 Grant-in-Aid for Exploratory Research	57	81,800
若手研究(A) Grant-in-Aid for Encouragement of Young Scientists(A)	3	17,160
若手研究(B) Grant-in-Aid for Encouragement of Young Scientists(B)	130	169,400
特別研究員奨励費 Grant-in-Aid for JSPS Fellows	33	34,700
計 Total	635	1,636,370

注: 配分額には間接経費として措置された金額を含む。 Note: The grants above include all overhead expenses.

【配分額及び採択件数の推移】 Trends in the Amount of Money and the Number of Adoption



平成17(2005)年度概要

科学研究費補助金 Grant-in-Aid for Scientific Research (KAKENHI)

【平成17年度採択状況】 The Amount of Money and the Number of Adoption (Fiscal Year 2005)

研究種目 Subject for Research	採択件数 Number of Adoption	配分額 (単位: 千円) Amount of Money (Unit: Thousand Yen)
特定領域研究 Grant-in-Aid for Scientific Research on Priority Areas	30	195,300
基盤研究(S) Grant-in-Aid for Scientific Research(S)	4	97,890
基盤研究(A) Grant-in-Aid for Scientific Research(A)	18	288,470
基盤研究(B) Grant-in-Aid for Scientific Research(B)	131	593,900
基盤研究(C) Grant-in-Aid for Scientific Research(C)	230	308,429
萌芽研究 Grant-in-Aid for Exploratory Research	52	72,200
若手研究(A) Grant-in-Aid for Encouragement of Young Scientists(A)	3	42,120
若手研究(B) Grant-in-Aid for Encouragement of Young Scientists(B)	132	178,600
特別研究員奨励費 Grant-in-Aid for JSPS Fellows	48	47,100
計 Total	648	1,824,009

注：配分額には間接経費として措置された金額を含む。 Note: The grants above include all overhead expenses.

【配分額及び採択件数の推移】 Trends in the Amount of Money and the Number of Adoption

年度 Fiscal Year	7 (1995)	8 (1996)	9 (1997)	10 (1998)	11 (1999)	12 (2000)	13 (2001)	14 (2002)	15 (2003)	16 (2004)
交付金額 (単位: 千円) Amount of Money (Unit: Thousand Yen)	957,424	936,801	1,031,511	1,016,082	1,311,072	1,410,657	1,527,565	1,471,859	1,672,412	1,700,913
交付件数 Number of Adoption	398	447	431	507	506	535	583	586	621	636



平成18(2006)年度概要



科学研究費補助金 Grant-in-Aid for Scientific Research (KAKENHI)

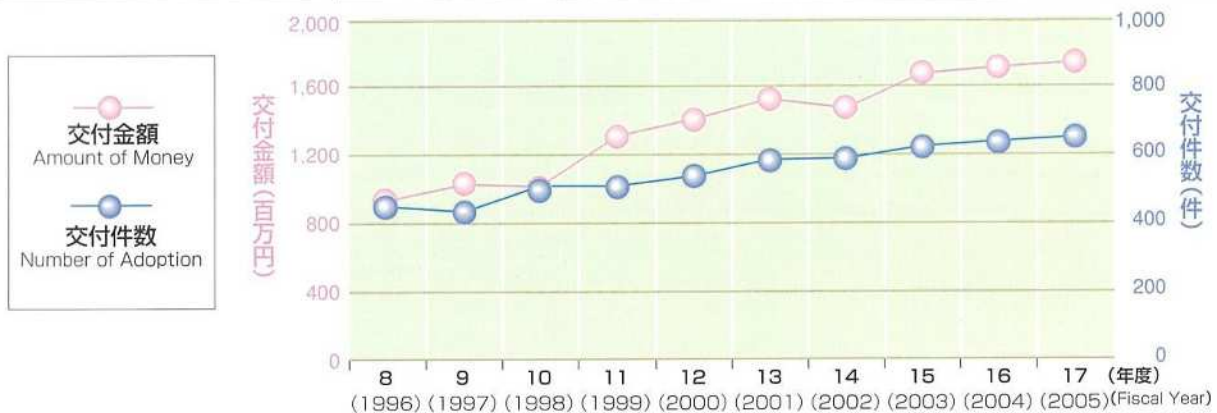
【平成18年度採択状況】 The Amount of Money and the Number of Adoption (Fiscal Year 2006)

研究種目 Subject for Research		採択件数 Number of Adoption	配分額 (単位:千円) Amount of Money (Unit: Thousand Yen)
特定領域研究	Grant-in-Aid for Scientific Research on Priority Areas	38	263,400
基盤研究(S)	Grant-in-Aid for Scientific Research(S)	4	75,140
基盤研究(A)	Grant-in-Aid for Scientific Research(A)	15	152,750
基盤研究(B)	Grant-in-Aid for Scientific Research(B)	128	519,300
基盤研究(C)	Grant-in-Aid for Scientific Research(C)	228	303,500
萌芽研究	Grant-in-Aid for Exploratory Research	60	82,400
若手研究(A)	Grant-in-Aid for Encouragement of Young Scientists(A)	7	71,370
若手研究(B)	Grant-in-Aid for Encouragement of Young Scientists(B)	144	203,800
特別研究員奨励費	Grant-in-Aid for JSPS Fellows	44	45,100
学術創成研究費	Grant-in-Aid for Creative Scientific Research	1	92,430
計 Total		669	1,809,190

注：配分額には間接経費として措置された金額を含む。 Note: The grants above include all overhead expenses.

【配分額及び採択件数の推移】 Trends in the Amount of Money and the Number of Adoption

年度 Fiscal Year	8 (1996)	9 (1997)	10 (1998)	11 (1999)	12 (2000)	13 (2001)	14 (2002)	15 (2003)	16 (2004)	17 (2005)
交付金額(単位:千円) Amount of Money (Unit:Thousand Yen)	936,801	1,031,511	1,016,082	1,311,072	1,410,657	1,527,565	1,471,859	1,672,412	1,700,913	1,824,009
交付件数 Number of Adoption	447	431	507	506	535	583	586	621	636	648



平成19(2007)年度概要

科学研究費等 Scientific Research Grant

科学研究費補助金 Grant-in-Aid for Scientific Research (KAKENHI)

【平成19年度採択状況】 The Amount of Money and the Number of Adoption (Fiscal Year 2007)

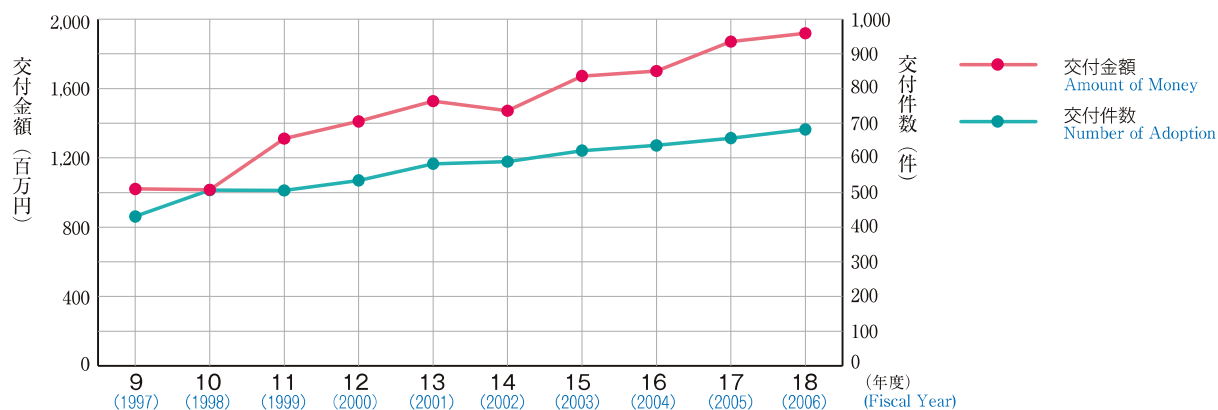
平成19年5月1日現在 ◆ As of May 1, 2007

研究種目 Subject for Research	採択件数 Number of Adoption	配分額 (単位: 千円) Amount of Money (Unit: Thousand Yen)
特定領域研究 Grant-in-Aid for Scientific Research on Priority Areas	41	281,700
特別研究促進費 Grant-in-Aid for Special Purposes	1	3,700
基盤研究 (S) Grant-in-Aid for Scientific Research (S)	4	78,000
基盤研究 (A) Grant-in-Aid for Scientific Research (A)	16	221,130
基盤研究 (B) Grant-in-Aid for Scientific Research (B)	100	539,500
基盤研究 (C) Grant-in-Aid for Scientific Research (C)	238	413,010
萌芽研究 Grant-in-Aid for Exploratory Research	52	77,700
若手研究 (A) Grant-in-Aid for Young Scientists (A)	8	51,220
若手研究 (B) Grant-in-Aid for Young Scientists (B)	140	176,400
若手研究 (スタートアップ) Grant-in-Aid for Young Scientists (Start-up)	15	19,200
特別研究員奨励費 Grant-in-Aid for JSPS Fellows	39	37,800
学術創成研究費 Grant-in-Aid for Creative Scientific Research	1	65,260
計 Total	655	1,964,620

注: 配分額には間接経費として措置された金額を含む。Note: The grants above include all overhead expenses.

【配分額及び採択件数の推移】 Trends in the Amount of Money and the Number of Adoption

年度 Fiscal Year	9 (1997)	10 (1998)	11 (1999)	12 (2000)	13 (2001)	14 (2002)	15 (2003)	16 (2004)	17 (2005)	18 (2006)
交付金額 (単位: 千円) Amount of Money (Unit: Thousand Yen)	1,031,511	1,016,082	1,311,072	1,410,657	1,527,565	1,471,859	1,672,412	1,700,913	1,870,749	1,918,950
交付件数 Number of Adoption	431	507	506	535	583	586	621	636	657	682



平成20(2008)年度概要

■ 科学研究費等 Scientific Research Grant

■ 科学研究費補助金 Grant-in-Aid for Scientific Research (KAKENHI)

【平成20年度採択状況】 The Amount of Money and the Number of Adoption (Fiscal Year 2008)

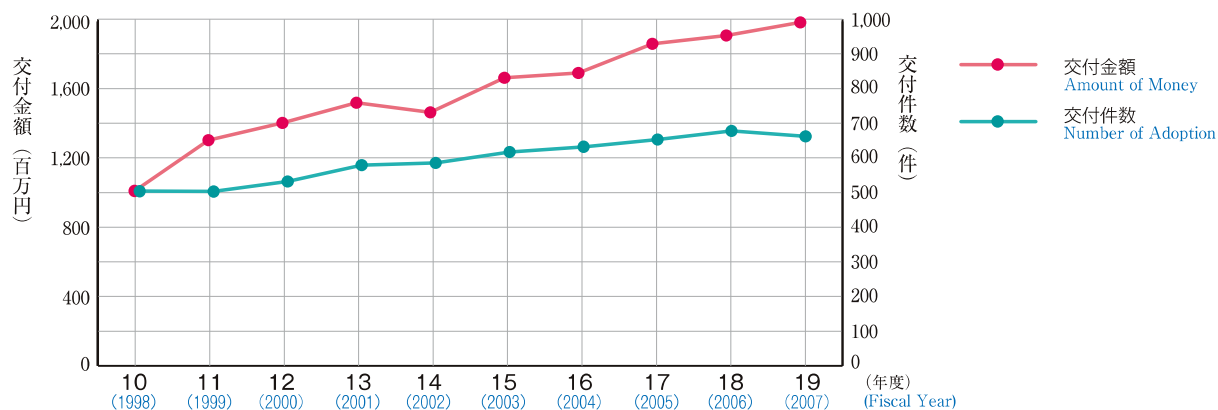
平成20年5月12日現在 ◆ As of May 12, 2008

研究種目 Subject for Research	採択件数 Number of Adoption	配分額 (単位: 千円) Amount of Money (Unit: Thousand Yen)
特定領域研究 Grant-in-Aid for Scientific Research on Priority Areas	39	250,100
基盤研究 (S) Grant-in-Aid for Scientific Research (S)	3	156,650
基盤研究 (A) Grant-in-Aid for Scientific Research (A)	18	235,040
基盤研究 (B) Grant-in-Aid for Scientific Research (B)	96	543,400
基盤研究 (C) Grant-in-Aid for Scientific Research (C)	247	394,420
萌芽研究 Grant-in-Aid for Exploratory Research	47	62,800
若手研究 (A) Grant-in-Aid for Young Scientists (A)	3	22,100
若手研究 (B) Grant-in-Aid for Young Scientists (B)	135	224,847
若手研究 (スタートアップ) Grant-in-Aid for Young Scientists (Start-up)	6	8,905
特別研究員奨励費 Grant-in-Aid for JSPS Fellows	42	35,100
学術創成研究費 Grant-in-Aid for Creative Scientific Research	1	56,030
計 Total	637	1,989,392

注: 配分額には間接経費として措置された金額を含む。Note: The grants above include all overhead expenses.

【配分額及び採択件数の推移】 Trends in the Amount of Money and the Number of Adoption

年度 Fiscal Year	10 (1998)	11 (1999)	12 (2000)	13 (2001)	14 (2002)	15 (2003)	16 (2004)	17 (2005)	18 (2006)	19 (2007)
交付金額 (単位: 千円) Amount of Money (Unit: Thousand Yen)	1,016,082	1,311,072	1,410,657	1,527,565	1,471,859	1,672,412	1,700,913	1,870,749	1,918,950	1,994,000
交付件数 Number of Adoption	507	506	535	583	586	621	636	657	682	666



平成21(2009)年度概要

科学研究費等 Scientific Research Grant

科学研究費補助金 Grant-in-Aid for Scientific Research (KAKENHI)

【平成21年度採択状況】 The Amount of Money and the Number of Adoption (Fiscal Year 2009)

平成21年5月14日現在 ◆ As of May 14, 2009

研究種目 Subject for Research	採択件数 Number of Adoption	配分額 (単位: 千円) Amount of Money (Unit: Thousand Yen)
特定領域研究 Grant-in-Aid for Scientific Research on Priority Areas	31	178,100
基盤研究 (S) Grant-in-Aid for Scientific Research (S)	3	102,700
基盤研究 (A) Grant-in-Aid for Scientific Research (A)	20	268,190
基盤研究 (B) Grant-in-Aid for Scientific Research (B)	84	413,270
基盤研究 (C) Grant-in-Aid for Scientific Research (C)	273	407,160
挑戦的萌芽研究 Challenging Exploratory Research	40	407,160
若手研究 (A) Grant-in-Aid for Young Scientists (A)	8	68,900
若手研究 (B) Grant-in-Aid for Young Scientists (B)	144	252,850
若手研究 (スタートアップ) Grant-in-Aid for Young Scientists (Start-up)	10	12,259
特別研究員奨励費 Grant-in-Aid for JSPS Fellows	45	32,900
学術創成研究費 Grant-in-Aid for Creative Scientific Research	1	63,180
新学術領域研究 Grant-in-Aid for Scientific Research on Innovative Areas	1	41,340
計 Total	660	2,248,009

注: 配分額には間接経費として措置された金額を含む。 Note: The grants above include all overhead expenses.

【配分額及び採択件数の推移】 Trends in the Amount of Money and the Number of Adoption

年度 Fiscal Year	10 (1998)	11 (1999)	12 (2000)	13 (2001)	14 (2002)	15 (2003)	16 (2004)	17 (2005)	18 (2006)	19 (2007)	20 (2008)
交付金額 (単位: 千円) Amount of Money (Unit: Thousand Yen)	1,016,082	1,311,072	1,410,657	1,527,565	1,471,859	1,672,412	1,700,913	1,870,749	1,918,950	1,994,000	2,034,989
交付件数 Number of Adoption	507	506	535	583	586	621	636	657	682	666	655

